

Stack Chair Depot

Midtown Assembly Instructions


Thank you for selecting Stack Chair Depot for your seating requirements. In a few minutes you will have a high quality piece of furniture that you will enjoy for many years. Please follow the instructions below to assure the proper assembly.

Confirm that all pieces are included as described here. Unwrap and layout on floor ready to start assembly process. Estimated time to assemble is 10 minutes.

#1 Chrome base disc



#2 Straight column with steel end




#3 Chrome plated plastic collar



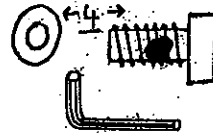
#4 Upper column with square top plate




#5 Upholstered seat



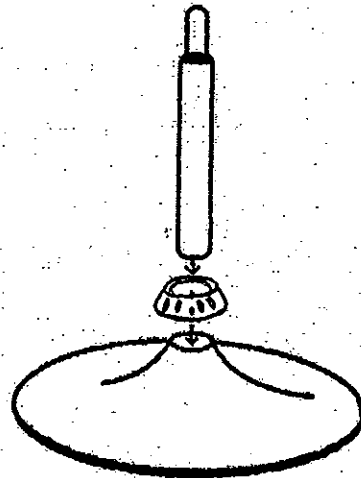
#6 Plastic bag with 4 bolts, washers and allen wrench



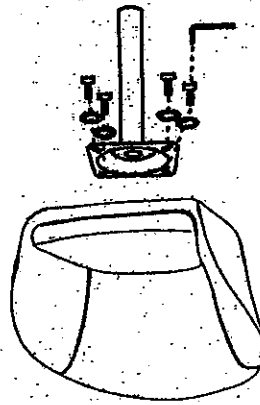
Start assembly by placing the base disc #1 on the floor. Center the plastic collar #3 over hole in center of base. Insert the straight column #2 through collar and into base. Set the assembled base unit aside.



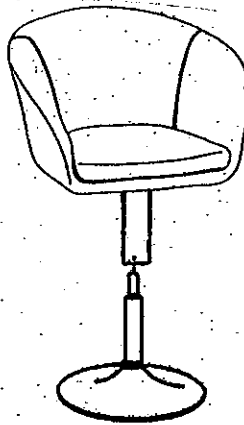
(over)




Next, place the seat (#5) upside down on floor, preferably on carpet or rug. Position the top plate of the upper column (#4) against the underside of the seat frame. Line up the holes in the base plate with the threaded holes in the bottom of the seat.



Start installing bolts #6 with washers through base plate of column and into seat bottom using your hand only until you feel resistance. Turn bolts clockwise. Be careful not to cross thread bolts as you start them. NOTE: For safety and security the bolts are coated with a light blue substance that will prevent bolts from loosening once tightened. After all 4 bolts are started by hand continue tightening with allen wrench until base plate is firmly seated against bottom of chair seat.



Turn seat with column attached over and place end of column over the stem of the base system. Sit carefully on the seat and this pressure will lock all parts into the base system.



Your Midtown tub chair is now assembled and ready to enjoy. It will easily swivel around on the heavy duty chrome base. Spills and dirt should be wiped off the upholstery with a damp cloth as soon as possible.

For your comments or problems call Stack Chair Depot between 8:00 AM and 5:00 PM, Eastern Time. *We thank you for you business*